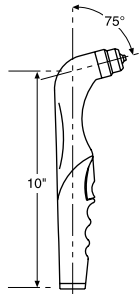


### How To Order

1. Choose a TORCH PACKAGE (below).
2. Choose a HOOKUP KIT for your power supply.
3. Choose the appropriate ACCESSORY KIT for your cutting application.
4. Note that REPLACEMENT PARTS are available when the time comes to maintain your torch in the field. Modular design means that PlazCraft truly is "the last plasma torch you'll ever buy."

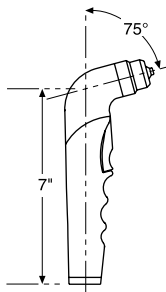
### Torch Packages

Each torch package includes an assembled torch head, installed shield cup, cutting tip, electrode and cable. Requires a hookup kit which is sold separately. Optional accessory kits sold separately. Machine torches include an RC-2 Remote Pendant Control plus 24 and 32 Pitch Racks. All PlazCraft torches require pilot arc start. Maximum torch power rating for all torches is 12KW.



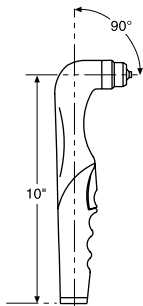
Part No.	Description	Std Pkg.
PC2-30-25	60 AMP Hand Torch with 75° head and 25' cable	1
PC2-30-50	60 AMP Hand Torch with 75° head and 50' cable	1

.055 cutting tip standard.



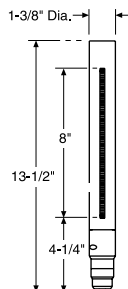
Part No.	Description	Std Pkg.
PC2-35-25	100 AMP Hand Torch with 75° head and 25' cable	1
PC2-35-50	100 AMP Hand Torch with 75° head and 50' cable	1

.075 cutting tip standard.



Part No.	Description	Std Pkg.
PC2-40-25	100 AMP Hand Torch with 90° head and 25' cable	1
PC2-40-50	100 AMP Hand Torch with 90° head and 50' cable	1

.075 cutting tip standard.



Part No.	Description	Std Pkg.
PC2-30M-25	100 AMP Machine Torch and 25' cable	1
PC2-30M-50	100 AMP Machine Torch and 50' cable	1
PC2-30M-25S	100 AMP Machine Torch, 25' cable and high frequency shielding	1
PC2-30M-50S	100 AMP Machine Torch, 50' cable and high frequency shielding	1

.075 cutting tip standard.

## Kits

### Hookup Kits

Each hookup kit includes connection fittings for the selected power supply

Power Supply	Hookup Kit	Notes
<b>Cebora®</b>		PlazCraft torch package connects directly to the Harris Uniplug
50	PHK-JCG	
<b>Daiden®</b>		
SC-60P	PHK-CAE	
<b>ESAB®</b>		
PCS-90	PHK-GAi	
Sidewinder 55, 105	PHK-AAA	
PCM-750i, 875i, 1000i	PHK-EBi	
<b>Harris</b>		
System 50, 65, 100, 150	PHK-AAG	
<b>Hobart®</b>		
Fab Shop	PHK-CBN	
Smoothcut 30	PHK-EXi	
Smoothcut 50 single gas	PHK-GAi	
Smoothcut 50 dual gas	PHK-GEM	
Smoothcut II 35A, 60A, 100A	PHK-ACD	
<b>Hypertherm®</b>		
Max 40 (H/F start),	PHK-BDH	
Max 80, Max 100	PHK-BDH	
<b>Lincoln®</b>		
Procut 60	PHK-ACK	L-TEC PCM-82i only: PHK-GAi will work with single connector plug; will not work with dual connector plug.
<b>L-Tec®</b>		
PCM-31, 32i, VPi, 54i, PCS-80i	PHK-EXi	
PCS-40	PHK-BDH	
PCM-50	PHK-GEM	
PCM-50A, 70, 80, 82i, 84i, PCS-80	PHK-GAi	
PCM-101	PHK-AFi	
PCM-100 Single Gas	PHK-GAi	
PCM100 Dual Gas	PHK-GEM	
PCM-750i, 1000i	PHK-Eii	

Photo of a typical hookup kit. Each comes with complete, easy-to-follow installation instructions.



Power Supply	Hookup Kit	Notes
<b>Miller®</b>		Miller PlazCut machines with serial numbers beginning with JG, JF and JE will not work with PlazCraft torches.
Plazcut 60/Zipcut	PHK-CAE	
Spectrum 250, 500, 750	PHK-ACC	
Spectrum 700,1000, 1250, PLUS	PHK-BDH	
<b>Multiquip MQ®</b>		
PCX-50SS	PHK-ACJ	
<b>Nu-Tecsys®</b>		
Omnicut 375	PHK-JCG	
PCA-30/60, 65	PHK-FCG	
<b>OTC®</b>		
D-5000, D-7000	PHK-ACJ	
<b>P-Tron®</b>		
P-Tron 75,100	PHK-ACJ	
<b>Pow-Con®</b>		
Starcut	PHK-BDH	
<b>Smith®</b>		
SPC-30, 20-50, 40-80	PHK-FGL	
<b>Thermal Dynamics®</b>		PlazCraft torch body replaces the PCH-51 and the RTH-40S torches directly. The original cable assembly may be used.  PlazCraft torch packages connect directly to Thermal Dynamics Smart Plug®  Adjust Point Procedure (where applicable) Set air pressure to 60-70 psi. Adjust points gap closed until unable to establish pilot arc when trigger is actuated. Using very small increments, adjust points gap until pilot arc is just able to be established when trigger is actuated. Point are now adjusted properly.
PAK-3XR, PAK-5XR, 625XR 750XR, 1000XR, 1250XR	PHK-AAA	
PAK-5XT, PAK-6XR, 7XR, 8XR, 10XR, PAKMASTER 50 (internal connection), 50XL, 75XL, 100, 100XL		
PAK-4Xi, PAK-6Xi,	PHK-KAG	
2XT-220, DYNOPAC 110		
PAK-5	PHK-LFK	
PAK-10, PAKMASTER 50 (w/smart torch)	PHK-AFi	
STAK-PAK® 35A (two modules) 70A (three modules) 105A	PHK-SPK	

### Accessory Kits

Each kit is designed for a specific application. Additional models available, call customer service for more information.

Part No.	Description	Contents
AK2-H	Accessory Kit for applications to 100 AMPS	1 ea. 30-7 Electrode Wrench 10 ea. PC2-3 Electrodes 5 ea. PC2-067 .067" Cutting Tips, 80 amp 5 ea. PC2-071 .071" Cutting Tips, 90 amp 5 ea. PC2-075 .075" Cutting Tips, 100 amp 2 ea. 1640002 Fiberglass Shield Cups 1 ea. 1640003 1/8" Metal Standoff

Part No.	Description	Contents
AK2-M	Accessory Kit	1 ea. 30-7 Electrode Wrench 5 ea. PC2-3 Electrodes 3 ea. PC2-048 .048" Cutting Tips, 40 AMP 5 ea. PC2-055 .055" Cutting Tips, 50 AMP 5 ea. PC2-060 .060" Cutting Tips, 60 AMP 2 ea. 1640002 Fiberglass Shield Cups 1 ea. 1640003 1/8" Metal Standoff